

Stego

Story Summary: Sing the song of Stego to the tune of "Bingo". Stego appears on the left hand side of the book as the pages turn.


Text: The text starts out large and becomes smaller as the pages are turned. A bone takes the place of a letter in the word Stego in each verse. The text is handwritten for young readers.

Themes: Dinosaurs

Included Resources: 1. Patterns to make a big book.
2. Puzzle patterns.
3. Rebus chants.

Student Skills and Objectives:

1. Students will participate singing a song.
2. Students will clap in rhythm to the song.



A dinosaur lived long ago,

And Stego was his name-o!

 e-g-o!


 e-g-o!

 e-g-o!

And Stego was his name-o!

yuk!

A



Ate a







Spit it out,

"Yuk, an !"

Can you draw a nice dinner for a dinosaur?

I think they were
on their way to the



I am sorry you
missed the  that
are NOT extinct. I saw
them with my own  !
Please tell your .

Sincerely,
Vera Trembach

dinosaur games

Dinosaur games are easy to make and fit into file folders or envelopes, making them convenient to store.

Photocopy all the pattern pieces onto colourful bond paper. Add a bit of colour with markers, and your games are bright and attractive.

Laminate all the game parts to give your games a longer life in the classroom.

Most importantly, this hands on method of reinforcing skills, saves on paper. Cut back your photocopy budget and use your paper for the children's creative work.

How to Assemble 9 Games!


1. Dinosaur Bones Found in the Mountains
Skills: Days of the Week, Ordering, Addition.

You'll need a letter size file folder. Use a green folder and photocopy patterns onto yellow.

Glue an envelope onto the back of the file.

Cut out bones to store in envelope.


"Accordion" Style Dinosaur Book



Dinosaurs lived
long , long ago.



Brontosaurus
means thunder
lizard . Do you
know why ?

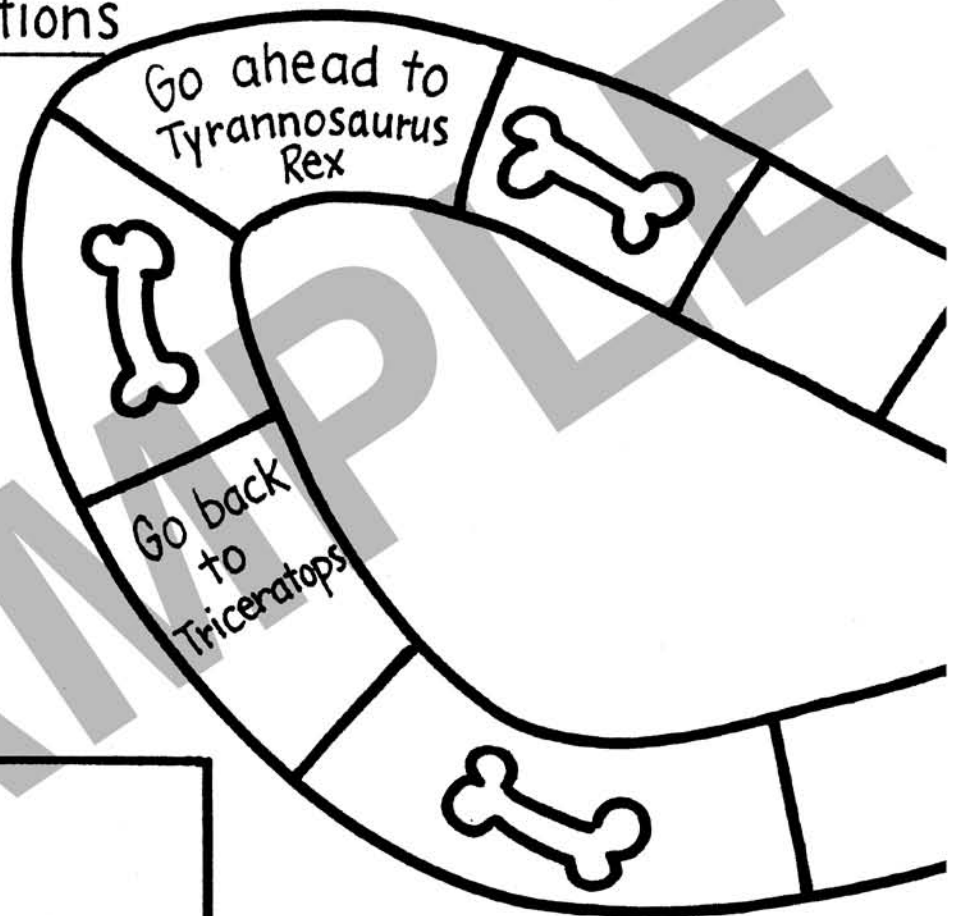


Diplodocus was
as long as five
cars .


Dinosaur Trivia

Playing Instructions

1. Roll the die to see who goes first.
2. The first player rolls and moves his or her marker.




Place the
Dinosaur Trivia Cards
here , face down .



I WISH I WERE A DINOSAUR



I wish I were a




For just one day!

Instead of eating



I would eat _____

I wish I were a



For just one day!

Instead of living in



I would live in a
_____.



Table of Contents

Mr. Bones

Have You Ever Seen a Dinosaur?

Megalosaurus

Triceratops

The Dinosaur Café

Mrs. Protoceratops


Dinosaur Nonsense

Tyrannosaurus Tex

If Dinosaurs Lived Today

I Wish I Were a Dinosaur

Mr. Bones' Glossary





fills his



He puts in a



, a



a



, a



and a



He also packs a



of

juice and a



"Oh, oh," says



"I almost forgot my




. The



gets hot

where I work!"

Megalosaurus



I'm Megalosaurus.

"Mega" means BIG!

My teeth are huge,

And sharp as a knife.

If you see me,

Run for your LIFE!

Now just a minute!
I wish I were YOU!
I am extinct,
And that's why
I'm blue!

