

# Instructions

## INSTRUCTIONS FOR COMPETITORS, JUDGES, AND SUPERVISORS

### COMPETITORS

1. You have 30 minutes for this competition.
2. Collect your first question strip from the judge that you have been assigned to.
3. When you have written your answer to the first question in the answer box on the strip, run to your judge and give her or him the question strip. Your judge will say either, "**Correct**" or "**Not Correct**." If your answer is correct, you will be given your next question strip. If it is not correct, you must go back to your desk, sit down and **must make a second attempt at the question**. If the answer is still wrong, you can make as many attempts as you like to get the answer right or, you may pass and go to the next question. **You must make at least two attempts at each question.**
4. Any question that you pass on cannot be returned to later in the competition. Take care not to pass on questions too early in the competition or you could find yourself finishing early and watching other competitors overtaking you in the last few minutes. The supervisors will keep a running total of each competitor's score on blackboards/whiteboards and will count down the time remaining.
5. You must not discuss anything with your judge. If you have any problems, return to your desk, sit down and put up your hand. A supervisor will help you.

### JUDGES


1. Set out your question booklets on the desk in front of you. You should label each set so that you know which competitor they belong to.
2. Ensure that your **Marking Sheet** is covered at all times when you are dealing with competitors.
3. When one of the competitors brings you a question to be marked, you must say, "**Correct**" or "**Not Correct**" only.
4. Keep your marking sheet up to date. Mark it with a score of '**5**' when a question is answered correctly (the answer has to be written down on the competitor's question slip). Write '**P**' on your marking sheet if a question is passed by.
5. Tear the next question off a competitor's question booklet only when it is time to give them that question. This will make sure that you don't get the questions mixed up between competitors.
6. Place correctly answered or passed by questions under your chair so that other competitors cannot see the answers.
7. Write running totals for each competitor in the space provided on the answer sheet.

### SUPERVISORS

1. As soon as the competitors are seated, write their names on blackboards/whiteboards to enable running totals to be kept for each competitor's score.
2. Have some spare marking sheets and question sheets ready in case of emergencies.

## SET A *Level 2 : Question 1*

**1a.** What number comes next?  
2, 6, 10, 14, ...



**ANSWER**

**1a.** What number comes next?  
2, 6, 10, 14, ...




**ANSWER**

**1a.** What number comes next?  
2, 6, 10, 14, ...




**ANSWER**

**1a.** What number comes next?  
2, 6, 10, 14, ...




**ANSWER**

**1a.** What number comes next?  
2, 6, 10, 14, ...



**ANSWER**

**1a.** What number comes next?  
2, 6, 10, 14, ...



**ANSWER**

# Let's compete

## SET A Level 2 : Question 6

6a.

**SUPA LOOP: 9 full loops every ride!  
New ride starts every 5 mins!**

Joshua rode the Supa Loop for 15mins without a break. How many full loops did he turn?



**ANSWER**

6a.

**SUPA LOOP: 9 full loops every ride!  
New ride starts every 5 mins!**

Joshua rode the Supa Loop for 15mins without a break. How many full loops did he turn?



**ANSWER**

6a.

**SUPA LOOP: 9 full loops every ride!  
New ride starts every 5 mins!**

Joshua rode the Supa Loop for 15mins without a break. How many full loops did he turn?



**ANSWER**

6a.

**SUPA LOOP: 9 full loops every ride!  
New ride starts every 5 mins!**

Joshua rode the Supa Loop for 15mins without a break. How many full loops did he turn?



**ANSWER**

6a.

**SUPA LOOP: 9 full loops every ride!  
New ride starts every 5 mins!**

Joshua rode the Supa Loop for 15mins without a break. How many full loops did he turn?



**ANSWER**

6a.

**SUPA LOOP: 9 full loops every ride!  
New ride starts every 5 mins!**

Joshua rode the Supa Loop for 15mins without a break. How many full loops did he turn?



**ANSWER**

## SET A *Level 2 : Question 25*

**25a.** Jed, Cameron and Danny buy a pizza for lunch. Jed eats  $\frac{1}{2}$  of it and Cameron eats  $\frac{1}{4}$  of it. What fraction of the pizza is left for Danny?



**ANSWER**

**25a.** Jed, Cameron and Danny buy a pizza for lunch. Jed eats  $\frac{1}{2}$  of it and Cameron eats  $\frac{1}{4}$  of it. What fraction of the pizza is left for Danny?



**ANSWER**

**25a.** Jed, Cameron and Danny buy a pizza for lunch. Jed eats  $\frac{1}{2}$  of it and Cameron eats  $\frac{1}{4}$  of it. What fraction of the pizza is left for Danny?



**ANSWER**

**25a.** Jed, Cameron and Danny buy a pizza for lunch. Jed eats  $\frac{1}{2}$  of it and Cameron eats  $\frac{1}{4}$  of it. What fraction of the pizza is left for Danny?



**ANSWER**

**25a.** Jed, Cameron and Danny buy a pizza for lunch. Jed eats  $\frac{1}{2}$  of it and Cameron eats  $\frac{1}{4}$  of it. What fraction of the pizza is left for Danny?



**ANSWER**

**25a.** Jed, Cameron and Danny buy a pizza for lunch. Jed eats  $\frac{1}{2}$  of it and Cameron eats  $\frac{1}{4}$  of it. What fraction of the pizza is left for Danny?



**ANSWER**



## Instructions

### INSTRUCTIONS FOR COMPETITORS, JUDGES, AND SUPERVISORS

#### COMPETITORS

1. You have 30 minutes for this competition.
2. Collect your first question strip from the judge that you have been assigned to.
3. When you have written your answer to the first question in the answer box on the strip, run to your judge and give her or him the question strip. Your judge will say either, "**Correct**" or "**Not Correct.**" If your answer is correct, you will be given your next question strip. If it is not correct, you must go back to your desk, sit down and **must make a second attempt at the question.** If the answer is still wrong, you can make as many attempts as you like to get the answer right or, you may pass and go to the next question. **You must make at least two attempts at each question.**
4. Any question that you pass on cannot be returned to later in the competition. Take care not to pass on questions too early in the competition or you could find yourself finishing early and watching other competitors overtaking you in the last few minutes. The supervisors will keep a running total of each competitor's score on blackboards/whiteboards and will count down the time remaining.
5. You must not discuss anything with your judge. If you have any problems, return to your desk, sit down and put up your hand. A supervisor will help you.

#### JUDGES


1. Set out your question booklets on the desk in front of you. You should label each set so that you know which competitor they belong to.
2. Ensure that your **Marking Sheet** is covered at all times when you are dealing with competitors.
3. When one of the competitors brings you a question to be marked, you must say, "**Correct**" or "**Not Correct**" only.
4. Keep your marking sheet up to date. Mark it with a score of '5' when a question is answered correctly (the answer has to be written down on the competitor's question slip). Write 'P' on your marking sheet if a question is passed by.
5. Tear the next question off a competitor's question booklet only when it is time to give them that question. This will make sure that you don't get the questions mixed up between competitors.
6. Place correctly answered or passed by questions under your chair so that other competitors cannot see the answers.
7. Write running totals for each competitor in the space provided on the answer sheet.

#### SUPERVISORS

1. As soon as the competitors are seated, write their names on blackboards/whiteboards to enable running totals to be kept for each competitor's score.
2. Have some spare marking sheets and question sheets ready in case of emergencies.


**SET A** *Level 3 : Question 3*

**3a.** Marshall gets 15 people to sponsor him 5¢ for every word he spells correctly in the spellathon. If he spells 20 words correctly for each person, how much money will he make?




**ANSWER**

**3a.** Marshall gets 15 people to sponsor him 5¢ for every word he spells correctly in the spellathon. If he spells 20 words correctly for each person, how much money will he make?




**ANSWER**

**3a.** Marshall gets 15 people to sponsor him 5¢ for every word he spells correctly in the spellathon. If he spells 20 words correctly for each person, how much money will he make?




**ANSWER**

**3a.** Marshall gets 15 people to sponsor him 5¢ for every word he spells correctly in the spellathon. If he spells 20 words correctly for each person, how much money will he make?




**ANSWER**

**3a.** Marshall gets 15 people to sponsor him 5¢ for every word he spells correctly in the spellathon. If he spells 20 words correctly for each person, how much money will he make?



**ANSWER**

**3a.** Marshall gets 15 people to sponsor him 5¢ for every word he spells correctly in the spellathon. If he spells 20 words correctly for each person, how much money will he make?



**ANSWER**

**SET A** *Level 3 : Question 12*

**12a.** The 'Coin Shop' has a special deal on.  
For every 5 items you buy at \$2 each  
you get one item free. How many items  
altogether would you get if you spent  
\$36 at the Coin Shop?



**ANSWER**

**12a.** The 'Coin Shop' has a special deal on.  
For every 5 items you buy at \$2 each  
you get one item free. How many items  
altogether would you get if you spent  
\$36 at the Coin Shop?



**ANSWER**

**12a.** The 'Coin Shop' has a special deal on.  
For every 5 items you buy at \$2 each  
you get one item free. How many items  
altogether would you get if you spent  
\$36 at the Coin Shop?



**ANSWER**

**12a.** The 'Coin Shop' has a special deal on.  
For every 5 items you buy at \$2 each  
you get one item free. How many items  
altogether would you get if you spent  
\$36 at the Coin Shop?



**ANSWER**

**12a.** The 'Coin Shop' has a special deal on.  
For every 5 items you buy at \$2 each  
you get one item free. How many items  
altogether would you get if you spent  
\$36 at the Coin Shop?



**ANSWER**

**12a.** The 'Coin Shop' has a special deal on.  
For every 5 items you buy at \$2 each  
you get one item free. How many items  
altogether would you get if you spent  
\$36 at the Coin Shop?



**ANSWER**

**SET B** *Level 3 : Question 19*

**19a.** Here are the prices for bags of apples at Ollie's Orchard-

Bag:	<b>A</b>	<b>B</b>	<b>C</b>	<b>D</b>
	3kg	2kg	1.5kg	1kg
	\$9.45	\$6.20	\$4.80	\$3.15

Which bag is the cheapest per kg?

**ANSWER**

**19a.** Here are the prices for bags of apples at Ollie's Orchard-

Bag:	<b>A</b>	<b>B</b>	<b>C</b>	<b>D</b>
	3kg	2kg	1.5kg	1kg
	\$9.45	\$6.20	\$4.80	\$3.15

Which bag is the cheapest per kg?

**ANSWER**

**19a.** Here are the prices for bags of apples at Ollie's Orchard-

Bag:	<b>A</b>	<b>B</b>	<b>C</b>	<b>D</b>
	3kg	2kg	1.5kg	1kg
	\$9.45	\$6.20	\$4.80	\$3.15

Which bag is the cheapest per kg?

**ANSWER**

**19a.** Here are the prices for bags of apples at Ollie's Orchard-

Bag:	<b>A</b>	<b>B</b>	<b>C</b>	<b>D</b>
	3kg	2kg	1.5kg	1kg
	\$9.45	\$6.20	\$4.80	\$3.15

Which bag is the cheapest per kg?

**ANSWER**

**19a.** Here are the prices for bags of apples at Ollie's Orchard-

Bag:	<b>A</b>	<b>B</b>	<b>C</b>	<b>D</b>
	3kg	2kg	1.5kg	1kg
	\$9.45	\$6.20	\$4.80	\$3.15

Which bag is the cheapest per kg?

**ANSWER**

**19a.** Here are the prices for bags of apples at Ollie's Orchard-

Bag:	<b>A</b>	<b>B</b>	<b>C</b>	<b>D</b>
	3kg	2kg	1.5kg	1kg
	\$9.45	\$6.20	\$4.80	\$3.15


Which bag is the cheapest per kg?

**ANSWER**



SET B Level 4 : Question 5

5b. Josh biked for 12kms. He wanted to work out how many miles that was.  
1 mile = 1.6 km.  
How many miles had he biked?



**ANSWER**

5b. Josh biked for 12kms. He wanted to work out how many miles that was.  
1 mile = 1.6 km.  
How many miles had he biked?



**ANSWER**

5b. Josh biked for 12kms. He wanted to work out how many miles that was.  
1 mile = 1.6 km.  
How many miles had he biked?




**ANSWER**

5b. Josh biked for 12kms. He wanted to work out how many miles that was.  
1 mile = 1.6 km.  
How many miles had he biked?




**ANSWER**

5b. Josh biked for 12kms. He wanted to work out how many miles that was.  
1 mile = 1.6 km.  
How many miles had he biked?



**ANSWER**

5b. Josh biked for 12kms. He wanted to work out how many miles that was.  
1 mile = 1.6 km.  
How many miles had he biked?



**ANSWER**

SET B Level 4 : Question 3

3b. Mrs Northcote's car takes 40L of gas.  
She fills her car and pays \$34.20  
after receiving a 5% discount.  
How much is gas per L?



ANSWER

3b. Mrs Northcote's car takes 40L of gas.  
She fills her car and pays \$34.20  
after receiving a 5% discount.  
How much is gas per L?



ANSWER

3b. Mrs Northcote's car takes 40L of gas.  
She fills her car and pays \$34.20  
after receiving a 5% discount.  
How much is gas per L?



ANSWER

3b. Mrs Northcote's car takes 40L of gas.  
She fills her car and pays \$34.20  
after receiving a 5% discount.  
How much is gas per L?



ANSWER

3b. Mrs Northcote's car takes 40L of gas.  
She fills her car and pays \$34.20  
after receiving a 5% discount.  
How much is gas per L?



ANSWER

3b. Mrs Northcote's car takes 40L of gas.  
She fills her car and pays \$34.20  
after receiving a 5% discount.  
How much is gas per L?



ANSWER

**SET B** *Level 4 : Question 4*

**4b.** Michelle left Sydney at 2:30pm on Thursday and flew 13 hours to get to San Francisco. If San Francisco is 17 hours behind Sydney, what day and time did Michelle arrive there?



**ANSWER**

**4b.** Michelle left Sydney at 2:30pm on Thursday and flew 13 hours to get to San Francisco. If San Francisco is 17 hours behind Sydney, what day and time did Michelle arrive there?



**ANSWER**

**4b.** Michelle left Sydney at 2:30pm on Thursday and flew 13 hours to get to San Francisco. If San Francisco is 17 hours behind Sydney, what day and time did Michelle arrive there?



**ANSWER**

**4b.** Michelle left Sydney at 2:30pm on Thursday and flew 13 hours to get to San Francisco. If San Francisco is 17 hours behind Sydney, what day and time did Michelle arrive there?



**ANSWER**

**4b.** Michelle left Sydney at 2:30pm on Thursday and flew 13 hours to get to San Francisco. If San Francisco is 17 hours behind Sydney, what day and time did Michelle arrive there?



**ANSWER**

**4b.** Michelle left Sydney at 2:30pm on Thursday and flew 13 hours to get to San Francisco. If San Francisco is 17 hours behind Sydney, what day and time did Michelle arrive there?



**ANSWER**

**SET B** *Level 4: Question 2*

**2b.** Matthew buys 1.25kg of nut mix to take on a class hike. It costs him \$11.25. How much would 1kg of nut mix cost?



**ANSWER**

**2b.** Matthew buys 1.25kg of nut mix to take on a class hike. It costs him \$11.25. How much would 1kg of nut mix cost?



**ANSWER**

**2b.** Matthew buys 1.25kg of nut mix to take on a class hike. It costs him \$11.25. How much would 1kg of nut mix cost?



**ANSWER**

**2b.** Matthew buys 1.25kg of nut mix to take on a class hike. It costs him \$11.25. How much would 1kg of nut mix cost?



**ANSWER**

**2b.** Matthew buys 1.25kg of nut mix to take on a class hike. It costs him \$11.25. How much would 1kg of nut mix cost?



**ANSWER**

**2b.** Matthew buys 1.25kg of nut mix to take on a class hike. It costs him \$11.25. How much would 1kg of nut mix cost?



**ANSWER**