


Think of Canada

Fly a  and think of Canada.

Hug a maple  and think of Canada.

Pick up a maple  and think of Canada.

See a  on a nickel and think of Canada.


Wear red and white and think of Canada.

Sing "O Canada" and think of Canada.

Name _____ Date _____

What Makes You Think of Canada?

We are learning about the symbols of Canada. Read *Think of Canada*. Can you draw something that reminds you of Canada? Your idea can be one of the symbols we learned about or it can be a thought of your own.



When I think of Canada, I think of



Name _____

The Penny Tree

Use the penny tree.

Put 10 pennies on the tree.

Take away 2 pennies.

Add 1 penny.

Take away 4 pennies.

Add 6 pennies.

Take away 8 pennies.

There is _____ cents left on the penny tree.

What Canadian symbol is on the penny?

Can you draw some money on the tree?



Wear a Maple Leaf - Class Activity

Student objectives

Students will celebrate the maple leaf as a symbol of Canada.

Additional materials

- ✓ red bond paper
- ✓ safety pins and tape
- ✓ scissors

How to set up

To make maple leaf badges, photocopy the maple leaf patterns onto the red bond paper. Cut out around the leaf as shown:



Write the names of the students on them if you wish. You can save them for the next year if you leave them plain. Laminate. Attach a safety pin to the back of each one with tape.

How to use

Recite the rebus chant *Wear a Maple Leaf* and hand out the maple leaf badges. Enjoy activities that celebrate Canada. For example, Sing *O Canada*, make pancakes with maple syrup, eat commercial maple leaf-shaped cookies.

Locker name tags


Don't add the safety pins and use the pattern to make locker name tags.

ISBN: 978-1-55319-275-6

35

©rainbowhorizons.com RHP236

Funny Maple Leaves Match patterns



Biography of Ted Godwin

Ted Godwin was born August 13, 1933, in Calgary, Alberta. He studied art at the Southern Alberta Institute of Technology and attended a number of Emma Lake Artists' Workshops. He gained national prominence with the 1961 National Gallery exhibition "Five Painters from Regina." In 1964, Godwin quit his job as a neon designer. He joined the faculty at the School of Art, University of Saskatchewan - Regina Campus and remained there until ill health forced him to give up teaching in 1985. Throughout his years as professor, Godwin maintained an active professional career, exhibiting regularly in regional and national exhibitions. Ted Godwin was the first Canadian artist to appear on the Canadian edition of *Time* magazine.

Ted Godwin's *Tartans* are Godwin's most provocative and accomplished work. (p. 59 *Ted Godwin, The Tartan Years 1967-1976*, Ann Godwin) While doing some colour tests, Godwin liked the effect of the lines crossing each other, especially those of complementary colors.


The geometric interweaving of vertical and horizontal bands of translucent colour - representing relationship between the human being and the world - the *Tartan* series of paintings are a blend of tradition and modernism, sharing in lineage of Mondrian and Piet Mondrian. (p. 39, *Ted Godwin, the Tartan Years 1967-1976*, Ann Godwin)

Godwin's *Tartans* are sometimes focused on people. *Tartan for Will* was created in memoriam for the British painter Will Townsend, a great friend of Ted Godwin's who died suddenly at Banff when both he and Ted Godwin were fishing there.

Name _____ Date _____

"Tartan" Ted Godwin, Canadian Artist

Ted Godwin is a Canadian artist who lives in Calgary, Alberta. Today, he is known mostly as a landscape painter. He likes to paint pictures of nature.



Can you draw a small landscape picture for Ted Godwin to make into a painting?

Why do you think Ted Godwin wanted to paint tartans?

Ted Godwin likes fly fishing and goes to paint where the fishing is good. Where would you like to go to paint a landscape picture?

Do you like Ted Godwin's art? Would you like to go to an art gallery and see his originals? Why or why not?

ISBN: 978-1-55319-275-6


71

©rainbowhorizons.com RHP236



Kids Love Canada Symbols & Communities





Additional materials to make the big book

- ✓ 7 sheets of 12" x 12" cardstock available precut at a store or bristle board. Use one colour or a variety of colours
- ✓ scissors, glue, pencil crayons


How to set up a big book

Make copies of the originals. Enlarge to 11X17" for an easel. Use larger cardstock for the book pages.

Colour the pictures.

Trim the pages. Outline with a wide tip marker. Glue the cardstock starting with the cover. Glue page one onto the cover and so on. See the assembly diagram.

Assembly:



This is Princess Juliana.



These are the children,

Beatrix and Irene.



This is the baby Margriet.



This is the tulip.



This is Canada.



This is the true story of a



two countries, a



and the



Name _____ Date _____

Welcome to Canada Princess Juliana!

Suppose you are a child living in Canada in the newspaper that Princess Juliana and her family are from the Netherlands. You feel welcome in Canada. Can you finish Princess Juliana and her family? What make them feel welcome?


Dear Princess Juliana and family:

Welcome to Canada. Canada is a great place because

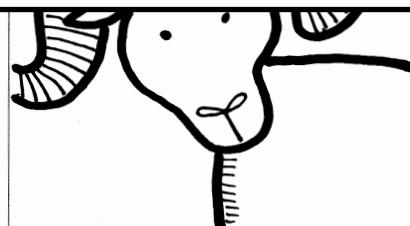
Sincerely,

Canada Animals

Rufus D
Rags Ca
Saskato
Saskato



Hazy Horse
Alberta



Perky Prairie Dog
Saskatchewan




name an animal and the sport it could play?

My animal is the _____ and it will

compete in the sport of _____.

This is a photograph taken at the games.




Name _____ Date _____

Canadian Animals, Where Are You?

Can you find the Canadian domestic and wild animals in the word puzzle? Circle each letter of the animal you find. The first one is done for you.

g bison puffin husky polar bear
oyster narwhale moose beaver

a i r i e d o g k
s p o l a r b e a
h u s k y e f h l
e f l o b s t e r
d f i s h z h o r
z i b e a v e r d
o n a r w h a l e



The Canada Day Parade
Reader's Theatre

The cast of characters.

Narrator One	Natalie
Narrator Two	Arthur
Narrator Three	Daniel
Cindy	Ashley
Andy	

Narrator One: Hurray! It is Canada Day, July 1. It is a great day to live in Canada.

Narrator Two: The children want to make a Canada Day Parade and parade to the park.

Cindy: My name is Cindy. I will wear my Canada hat and be the leader. Who will be in the parade?

Andy: My name is Andy and I will be in the parade. I will wear my Canada bandana. Who will be in the parade?

Natalie: My name is Natalie and I will be in the parade. I will wear my Canada t-shirt. Now, who will be in the parade?

Arthur: My name is Arthur and I will be in the parade. I will wear my jeans with the Canada patches. Now, who will be in the parade?



Kids Love Canada
Spring & Summer



Animal Bucks

The animals go winter shopping.

Start Here

Snack Stop. 2 polar bears.

Buy a toque.

4 polar bears



Martha and the Northern Lights

Long ago a little Inuit girl named Martha lived in Nunavut northern Canada. Her winter home is an igloo that she shares with her grandmother. One day Martha went out ice fishing.

"Don't be late," said Martha's grandmother. "If you get lost, look to follow the dancers."

Martha went out to find a place to fish and chiseled a hole in the ice. She found a good spot and began to fish. She fished for a long time until her basket was full.

Soon it was dark.

"I don't think I can find my way home," said Martha. Martha remembered what Grandmother told her. "When you are lost, look for the dancers."

"Grandmother is always talking riddles," thought Martha. "What does she mean?"


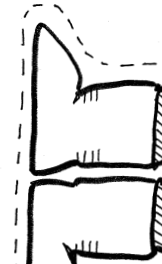
Martha kept walking and saw a pair of arctic hares dancing. She thought the hares could show her the way home.

"Do you know where I live?" asked Martha.



"Sorry, we do not," replied the hares and they kept dancing.

Martha kept walking and saw a pair of orca dancing.

Storyboard Mountain Ash



Martha and the Northern Lights Storytelling Patterns



Colour Martha's face brown with pink cheeks, fur light brown highlighted with yellow, mitts and boots brown, parkie a bright colour.

Journal word cards

Martha

arctic

polar bear


How well did you read the story Rabbit, North Wind, and Mountain Ash? Can you answer the following questions? *

Who are the three main characters of the story?

What season is it? _____

What words in the story tell us what season it is?

What if North Wind was not in the story? How could Rabbit get Mountain Ash to share his berries?



Bruce the Moose

Bruce the Moose was hungry, One frosty winter's day. Snow was blowing in his face. He didn't find his way.

He went to a food restaurant, where he wanted to go. Bruce had faulty eyesight, blinding, white snow.

On the road ahead, the lights were in his eyes. He saw a neon burger, loaded with cheese, and a side of fries.

What do you like to do for winter? Draw and colour picture for your answer.

