

How to Make a Big Book-Stego

You will need:
4 green 4-ply bristol sheets that measure approx. 51 x 76 cm (23 x 28"), glue, scissors, crayons or markers, metre stick.

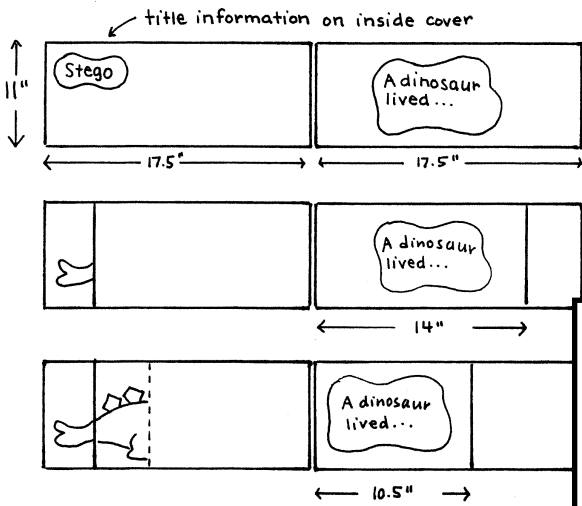
What to do:
1. Cut the bristol pages 11" wide.

Cut the lengths as follows:
Cut 1 of each @ 3.5", 7", 10.5" 14".
Cut 3 of each @ 17.5"

2. Colour and cut out the illustrations and Stego letters for the cover. Cut out the text.

3. It's a good idea to fasten the text and pictures with a removable adhesive before you actually glue them on.

Assemble as follows:



Stego




A dinosaur lived long ago,
And Stego was his name-o!
S-t-e-g-o!
S-t-e-g-o!
S-t-e-g-o!

And Stego was his name-o!
S-t-e-g-o!
S-t-e-g-o!
S-t-e-g-o!

Stego
by Vera Trembach

And Stego was his
NAME-O!







A 
Ate a ,
Spit it out,
"Yuk, an !"

Can you draw a nice dinner for a dinosaur?

Letter to the Class

Photocopy the letter. Fill in the date and who the letter is to. Put it in the mail to your class. When the letter arrives (and the class will be thrilled to receive some mail) read it aloud to the class in discussion by asking the class if Vera Trembach really ate dinosaurs, and if she did not, ask why.

Dear _____ Date _____






Has your  been telling you that  are extinct? Well, I don't think so!
I saw 2  downtown last Friday. I couldn't believe my !



Stego
The Dinosaur



Sentence - Picture Match

	I am a dinosaur. I have plates on my back.
	I am a dinosaur. I have a long neck.
	I am a dinosaur. I came from an egg.
	I am a dinosaur. I have three horns.
	I am a dinosaur. I have a tail.

ISBN: 978-1-55319-347-0 16

Megalosaurus

I am Megalosaurus.
"Mega" means big.
My teeth are huge,
And sharp as a knife,
If you see me,
Run for your life!

Read the poem.
Can you put the sentence strips in the right order?

Cut out and glue on outside of envelope

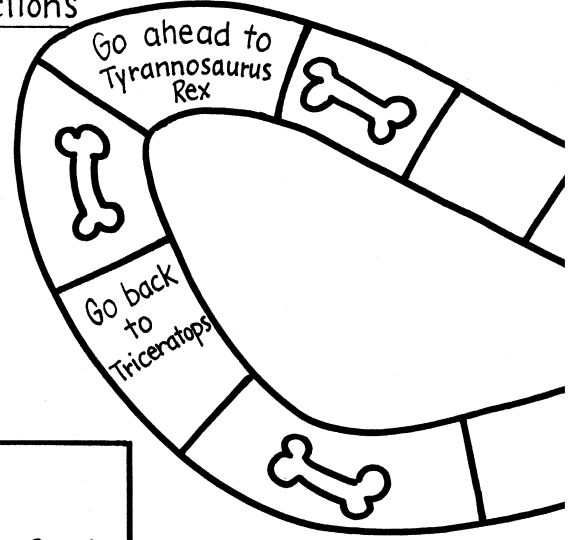
Make 2 of the strips
Colour the board.

ISBN: 978-1-55319-347-0 19

Dinosaur Trivia

Playing Instructions

- Roll the die to see who goes first.
- The first player rolls and moves his or her marker.



Place the Dinosaur Trivia Cards here, face down.

Place your markers here.

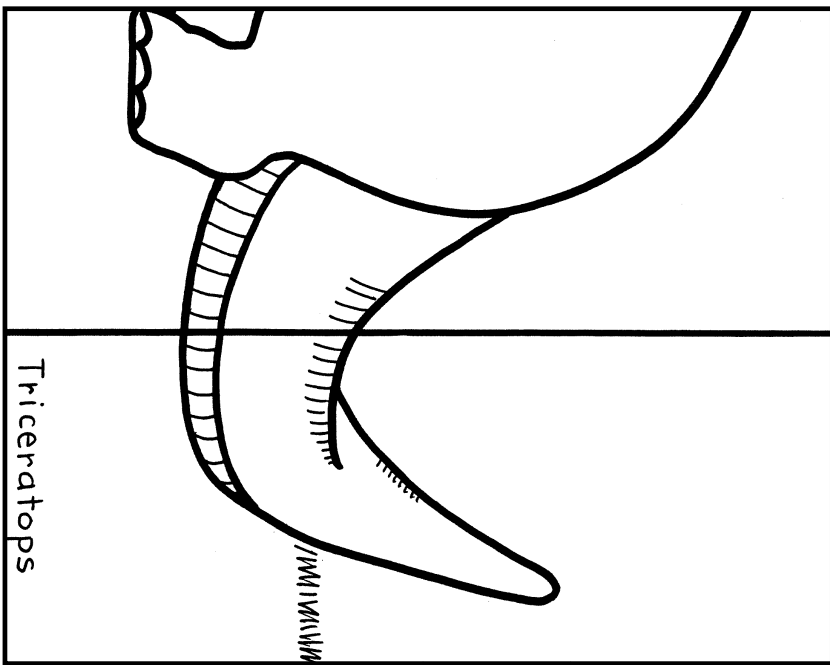


Go ahead to Protoceratops

ISBN: 978-1-55319-347-0 30 ©rainbowhorizons.com RHPZ78

"How will I take my bones to the museum?" thought Mr. Bones.

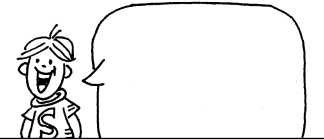
What could Mr. Bones use to take his bones to the museum? Can you draw a picture for your answer?



Triceratops

ISBN: 978-1-55319-347-0

How do you do,
How do you do?
Hello,
How do you do?
You are a very BIG Dinosaur!



Dear _____

Date _____

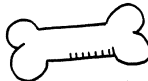
Has your teacher been telling you that dinosaurs are extinct? Well, I don't think so! I saw 2 dinosaurs in town last Friday and I couldn't believe my eyes!

Mr. Bones' Glossary



Ankylosaurus

backpack 

bone 

boots 

cap 

chisel 



dinosaur

Diplodocus 

foot 

friend 

ISBN: 978-1-55319-347-0 67 ©rainbowhorizons.com RHPZ78





Dinosaur Games



90 ©rainbowhorizons.com



Meet Mr. Bones. 

 is a little man with a BIG job.


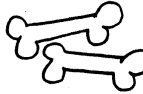



 is a paleontologist.

Say it like this :

PAIL-EE-ON-TALL-E-JIST

Everyday,  puts on his heavy  and goes to work

Where do you think Mr. Bones work? Can you write a sentence and draw a picture for your answer?

When  finds fossils or , he writes the information in his .  has lost his .

Can you help Mr. Bones fill out his chart?



Date : _____

Excavation (Digging) Site : _____



Number of Bones found : _____



Picture of one bone :



This bone is _____ cm. long.


a 
on it

The marks looked like this : 

"I need my  to see the these tiny marks," said .


 took out his  to shine the lens.

"How will I take  to the museum thought .

What could Mr. Bones use bones to the museum? Can you draw a picture for your answer?

Can you make up more fun foods for the Dinosaur Café? Remember there are soups, salads, main courses and beverages in a 'cafe' or restaurant.

Mr. Bones' Glossary



Ankylosaurus

backpack 

 bone

boots 

 cap

chisel 



dinosaur

Diplodocus



 foot

friend 



Mr. Bones

