


I Have Two Feet

I have 2 
 I have 10 
 I put on my 
 And off I go!

Can you draw a picture of your favorite pair of shoes?



Happy or Sad?

Student Objective: to discover what makes one happy and sad.

You'll need a lettersize file, crayons, glue, scissors.

1. Color and cut out the 2 large illustrative pictures. Glue inside the file - one on either side.
2. Color and cut out smaller pictures. Laminate. (Mount on bristol if you like)
* You could also duplicate onto manilla tag and color.
3. Keep pictures inside file for sorting.
4. Color and cut out label picture and glue onto outside of file.
5. Include the 2 worksheets for an additional creative activity.



MY HOUSE

Sort Out the House!
Student Objective: to classify the household items according to room.

- You'll need a lettersize file, 6 sheets of bristol, approx 9x12", crayons, glue, scissors.
1. Color and mount the 6 illustrative pictures.
 2. Photocopy the drawing page for the class.

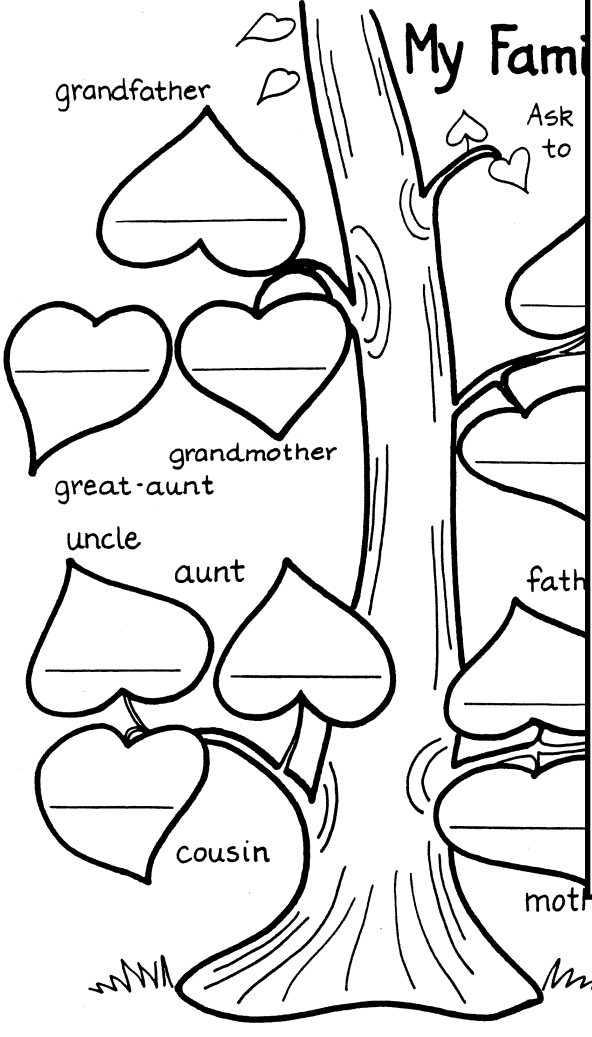
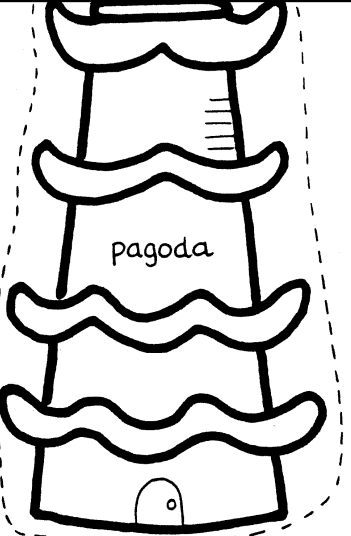


THE FUTURE

When I Grow Up
Student Objective: To discuss career choices and to draw an illustration.

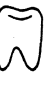
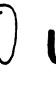


- You'll need 6 sheets of bristol, approx 9x12", crayons, glue, scissors.
1. Color and mount the 6 illustrative pictures.
 2. Photocopy the drawing page for the class.




How to Use:
 1. Display and read the pages. Discuss the questions, with the class, at the bottom of each page.
 2. Distribute drawing pages.
Another Idea: You may want to make a booklet of all the illustrations for each child in the class.



TRUDY THE TOOTHFAIRY

Meet Trudy 

is a Tooth Fairy.
 When your  falls out, she will come for it.
 She will put your  under your pillow.
 At night, when she comes out and the moon is shining bright,  will come for your !

What do you think was in the  that  left under the ?




Great Big Wonderful Me



The Friend Song

Friends, friends, friends we are.
Together we are strong.
We make a circle holding hands
As we sing along.



Sing to the tune of *Row, Row, Row Your Boat*, joining hands to make a circle and moving counter clock wise.

ISBN: 978-1-55319-236-7

3

We Are Best Friends

We are best friends, we are best friends
We're buddies, too.
We're buddies, too.
I'm so glad you like me.
I'm so glad you like me.
I like you.
I like you.



Sing to the tune of *Are You Sleeping?* joining hands to make a circle and moving clock wise. For the last two circle and shake hands with the person on either side of you.


ISBN: 978-1-55319-236-7

4

I'm Your Friend

Oh, do you know that I'm your friend,
I'm your friend,
I'm your friend?
Oh, do you know that I'm your friend,
Each and every day?

Oh, do you know I like to play,
I like to play,
I like to play?
Oh, do you know I like to play,
With a friend each day?



Sing to the tune of *Do You Know the Muffin Man?*

ISBN: 978-1-55319-236-7

5

©rainbowhorizons.com RHPZ19

Let's Be Friends Big Book

The story is about two children making friends. Hope this will help build bridges of friendship and understanding.


How to Assemble:

Make a photocopy of each page and save your original page of illustrations making note of the following:


1. the boy is of Native ancestry and should be coloured brown skin, brown eyes, and black hair.
2. the girl has brown hair and green eyes.
3. both children are wearing blue jeans.

Cut out the illustrations and the dialogue balloons. As onto colourful 2-ply bristol pages that measure approx 10cm x 15cm. You will need 8 pages, including the cover.


1. Cover



2. First page.



3. And so on....



Laminate and bind.

Read the story.

Follow up

1. Explain saying

2. Where do

3. What is different about the two friends?

- the skin colour is different.
- the eyes are a different colour.
- the hair is a different colour.
- one is a boy and one is a girl.

4. What is the same about the two friends?

- they both go to school.
- they both wear blue jeans and a t-shirt.
- they both have a pet.
- they both like to play ball.
- they both have a snack made by someone they love.

As a culminating activity, each child in the class can make an introduction and say something about themselves. For example,

My name is Vera and I like to draw.

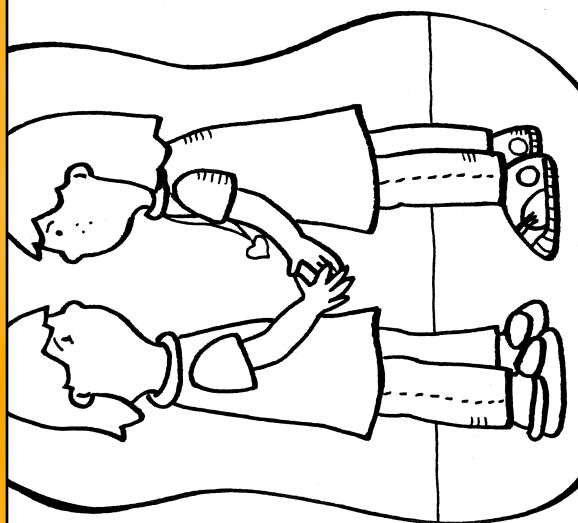
Make a list and brainstorm for things that we can do with a friend. Write the answers on a flip chart.

I can _____ with a friend.

ISBN: 978-1-

Let's Be Friends, illustrations.

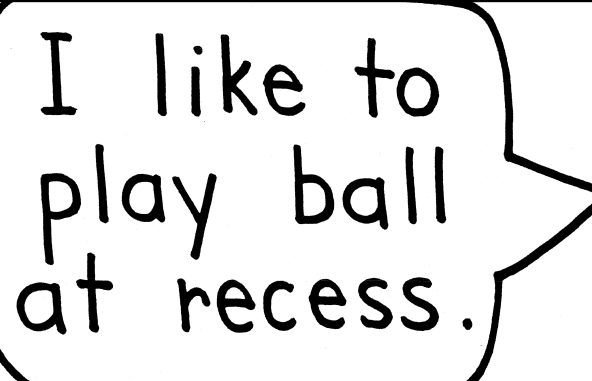
Let's be friends!



Let's be friends!

22

©rainbowhorizons.com



A Friend

A friend is like a flower.
A friend is like the sun.
A friend is like a rainbow.
A friend is number 1.

Can you draw a picture of you and your friend?

ISBN: 978-1-55319-236-7

24

©rainbowhorizons.com RHPZ19



Let's Be Friends





Visual Discrimination Houses




ISBN: 978-1-55319-246-6


20

a book to read. 

a bed to sleep in. 

a friend. 

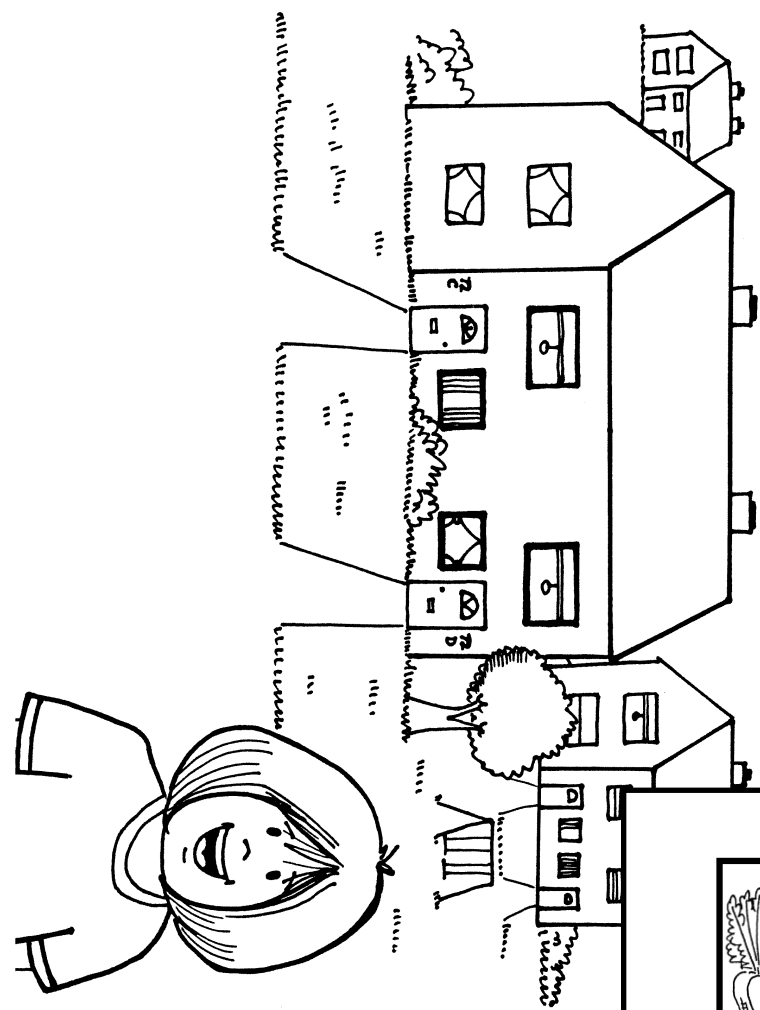
water to drink. 

to be happy. 

ISBN: 978-1-55319-246-6


24

©rainbowhorizons.com RHP297




ISBN: 978-1-55319-246-6

14




Perogie

Perogies are made from dough.
The dough is made from flour and melted butter.
The dough is rolled out and cut into small squares.
A small amount of filling is placed in the center of the square. The square is folded to form a triangle. The corners are "pinched" together.

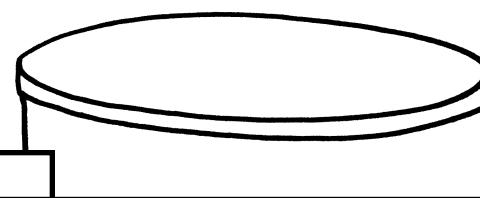



The perogies are boiled in water, drained, and served with sour cream and bacon bits.

ISBN: 978-1-



Food Patterns to label




Families come in all shapes and sizes.

grandmother, a father and two children can make a family.

mom, a dad and baby can make a family.

What do families do together? Families

Draw a picture to go with your answer.



My House, My Family and Me



42

©rainbowhorizons.com

ISBN: 978-1-55319-246-6

49

©rainbowhorizons.com RHP297