

Journal Word Cards

Make journal word cards for the picture-words so students will become familiar with the words that are replaced with pictures.

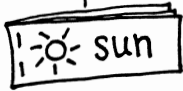
Cut strips of bristol, approx. 2x6". Use the clip-art. Cut out the picture and glue on the left side of the strip.



- Winter Words
- ☞ snowman
- ☞ snow
- ☞ hat

Place with a removable adhesive on the black-board. Students can remove the words for journal time.

Another idea: Set up the word to be photocopied. Make up strips.



Autumn

Halloween

Family - makes a nice border, too



Additional Instructions and Ideas

- p.15 Leaves, Leaves ... Students can create a leaf collage.
- p.14 It is Autumn.. Fill in the time on the clock for your class.
- p.18 School Time... Words printed in B to be recited louder.
- p.20 Let Us Thank... Topic for Discussion: What is a labour of love? Why is a farmer's work a labour of love?
- p.25 Haunted House ... Students can fill the page with their own illustrations.
- p.24 Halloween Colours ... Students can colour appropriately.
- p.33 Snowman ... Students can illustrate the sequencing of building a snowman. Divide a large art paper into sections. Students can follow the steps in the chant.
- p.35 A Night Filled With Love ... This chant can be used as a script for a play for your Christmas Carol.

We go to .
 I can hear the ring.
 I can hear the ring.
 It is o'clock.
 It is o'clock.

Enlarge the clip art onto sturdy bristol board. Colour, cut out. Children walk onto stage, carrying appropriate prop and recite two lines of the chant.

Chants on pages 14, 32, 37, 49, 53, 56 can be sung to the tune of "Are You Sleeping, Brother John".



Use the clip art to write your own Rebus Chants.

Photocopy and cut out pictures desired. Write your chant and cut and paste the illustrations. Easy!

Zoom! Zoom!

Fly on my .

Up to the .

Zoom! Zoom! Zoom!

Zit! Zat!

With my black .

Scare a .

Zit! Zat! Zat!

Snowman!

I'm making snow- .
 Will you help me?

all, medium and large snowflakes.
 2, 3.

and a .
 and two .

and two .
 5, 6.

and a .
 this time.

and a .
 8, 9.

snowman!

Out jumps a !

He says, "What's new?"

Something special,

Just for you!"

" that are red,

For Valentine's Day.

Lots of love,

Coming your way!"



Rebus Chants
 For All Seasons



Journal Word Cards

Make journal word cards for the picture-words so students will become familiar with the words that are replaced with pictures.


Cut strips of bristol, approx. 2x6". Use the clip-art. Cut out the picture and glue on the left side of the strip.



Winter Words
 snowman
 snow
 hat

Place with a removable adhesive on the black-board. Students can remove the words for journal time.

Another idea: Set up the word to be photocopied. Make up strips.




ISBN: 978-1-55319-257-2

5

Clip Art

Use the clip art to write your own Rebus Chants.

Photocopy and cut out pictures as desired. Write your chant and cut and paste the illustrations. Easy!










ISBN: 978-1-55319-257-2

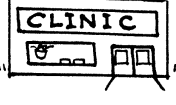
7

©rainbowhorizons.com RHP261


Joe is a Farmer






Joe is a ,
 With Number One 
 A trip to the 
 And his 
 Send his  to
 And marry his 
 With enough 
 To pay his gas, lights
 water!

When you go to


"We work in a ,
 To take care of you."

, ,
 It's nice to know
 That you love us  ,
 And care for us so.

Humpty Dumpty
 sat on a .

had a great fall!
 the  's ,
 all the  's 
 don't put 
 together again!

Circus



Why, it's the circus,
 Of course!



Rebus Chants
 Popular Themes



30

©rainbowhorizons.com

ISBN: 978-1-55319-257-2

42

©rainbowhorizons.com RHP261